

**Lorain County Sober Truth on Preventing Underage Drinking
Needs Assessment Survey Analysis
March 2010**

Background

In 2009, The Alcohol and Drug Addiction Services (ADAS) Board of Lorain County received a four year federal grant award, Sober Truth on Prevention Underage Drinking (STOP) from the Substance Abuse and Mental Health Services Administration. This serves as an enhancement to Lorain County's larger effort regarding alcohol and drug prevention. These larger-scale prevention efforts began in Lorain County in 2003 when Communities That Cares (CTC) was created through a State Incentive Grant (SIG) from the Ohio Department of Alcohol and Drug Addiction Services (ODADAS). The focus of CTC has been linking the findings of county-wide youth survey and archival data to collaborate on implementation of evidence based prevention programs targeted at underage substance use. The STOP grant serves an enhancement to the larger focus of CTC. STOP's concentrated efforts on underage alcohol use will assist CTC through the implementation of environmental prevention strategies in Lorain County.

Process

The first phase of the STOP grant focused on mobilizing the community through the development of a STOP Task Force to focus on underage drinking. The STOP Task Force is comprised of community representation from the following sectors: youth, young adults, parents, local business owners, religious and spiritual leaders, schools, healthcare, law enforcement, local government and media representation. The STOP Task Force serves as a guide for the grant's planning and implementation of county-wide environmental prevention strategies to reduce underage drinking in Lorain County.

The second phase of the grant focused on identifying underlying needs and conditions that must be addressed in the community to reduce underage drinking. The STOP Task Force guided by a STOP Grant Coordinator selected three pre-designed surveys to conduct an initial needs and resource assessment. The surveys focused on input from residents, coalition members and law enforcement. The information from the surveys provides baseline data to guide the Stop Task Force in determining priority efforts, developing goals and objectives and selecting specific environmental strategies to implement within Lorain County in order to reduce underage alcohol use. Additionally, these three surveys were targeted to enhance archival, community listening sessions and county-wide youth survey data previously collected through the CTC process.

Methods

The three surveys selected were **Attitude of Residents Survey, Community Coalition Survey, and Law Enforcement Survey**. The surveys chosen were pre-designed and made available by the Underage Drinking Enforcement Training Center. The three surveys were distributed and collected in November and December, 2009. The results of the survey are summarized below and comprehensive data is presented in the appendix section of the report. Relatively small numbers were targeted intentionally in order to gauge a general pulse regarding perceptions relative to underage alcohol use. As such, it is

important to note that the findings cannot be generalized to the entire population based on the sample size and target audience of the survey process.

Survey Results

Attitude of Resident Survey:

Number of Surveys Targeted: 42

Number of Surveys Received: 54

The Attitude of Residents Survey consists of 44 questions and focuses on community norms, perceptions and attitudes regarding underage consumption of alcohol in Lorain County. The survey asks respondents to provide feedback regarding their perception and opinion about laws pertaining to the sale of alcohol, alcohol use by minors, and the prioritization of issues related to youth in our community.

Survey Highlights:

- The typical respondent to the Attitude of Resident Survey was a 31-55 year old Caucasian female with some college education who had never been married without teenage kids.
- Most respondents were currently employed earning between \$40,000 and \$60,000 per year.
- Prioritization of problems within Lorain County: Only 17% (n= 9) of respondents identified the issue underage use of alcohol as a top priority, outranked by issues of teenage violence (n=17; 31.4%), teenage pregnancy (n=14; 26%) and academic issues (n=12; 22%) as having a higher priority than underage alcohol use. Only one respondent identified tobacco use as a priority. One survey was eliminated for being completed incorrectly.
- A little over half of the respondents strongly oppose lowering the legal drinking age to 18 (n=29; 54%)
- Data regarding a \$.05 per drink tax to fund youth alcohol prevention programs was neither supported nor opposed (27 favor; 50%) and (25 oppose; 46%) 2 respondents were unsure. However, respondents clearly indicated being opposed to the tax increase when the monies would be used for any government purpose (only 5 favor; 9%)
- Fifty-seven percent (n=31) of the respondents believe it is wrong for an 18 year old to “party with alcohol”, forty-three percent (n=23) support the notion.
- Respondents favored laws requiring store owners and clerks to check ID’s and attend training and opposed laws banning keg sales for home parties, keg registration and requiring those serving alcohol to be age 21.
- 65% of respondents felt that driver’s license suspension was an appropriate punishment for youth caught using alcohol, 24% felt a \$200.00 fine was appropriate for the same.
- Respondents identified two of eight locations in which alcohol should be banned: public parks and city streets. The other six locations (concerts and cultural events, special community events, college campuses, public beaches and lakes, campgrounds, and college football games) all identified the requirement of special permits to consume alcohol.
- Respondents favor restriction of alcohol related advertisements

Community Coalition Survey:

Number of Surveys Targeted: 25

Number of Surveys Received: 30

The Community Coalition Survey was given to 30 community leaders in Lorain County. The survey tool focuses on norms, perception and opinion regarding the underage use of alcohol. The Community Coalition survey was given to 30 community leaders in Lorain County. Community Coalition members were asked several questions regarding underage drinking and to respond by prioritizing their top three responses per category or to check all that apply. This distinction is noted on each section and should be noted when analyzing the data. The charts demonstrate the percentage of community coalition members who selected particular answers in each field. The higher the percentage for each category, the more community coalition members believe it is important. Limited information was gathered in regards to the demographics of the Community Coalition members. The following information was collected: All thirty respondents were over the age of 21. Respondents reported being involved with youth service organizations, law enforcement or community task forces. The breakdown of employers is identified in the appendix section of the report.

Community Coalition Survey Highlights:

- The findings from the survey suggest that community coalition members believe that most alcohol is provided to them by older youth (n=23; 77%) or it is easy to obtain from home (58%)
- The respondents reported penalties need to be strengthened against adults who provide alcohol to underage youth (n=17).
- The respondents identified several community efforts attempted regarding underage alcohol consumption. They are: working with youth and involving and influencing parents.
- Respondents indicated these attempts to intervene have been ineffective
- The respondents report that it is necessary to involve youth in positive activities, and working to educate parents, and penalize adults who are providing alcohol to minors.
- Respondents felt that our community needed the most support to address underage drinking in the following categories: police and the school to work together and support in creating youth leadership opportunities.
- Other recommendations made included working with the media through generating attention, creating press releases or communicating the message to key officials.
- Over half of the respondents requested training in the areas of best practices to prevent underage drinking and involving and influencing parents. Liability training and working with youth were two other trainings recommended.
- Barriers identified included lack of involving and influencing parents, engaging youth, and lack of funding.
- Seventy percent of the coalition members are willing to disseminate information materials to parents.
- Respondents reported the need for penalties for adults providing alcohol to youth (71%), criminal penalties for sellers to youth (58%), fines/license suspended for youth (58%) and stronger penalties for youth (53%).

Law Enforcement Survey

Number of Surveys Targeted: 25

Number of Surveys Received: 52

The Law Enforcement Survey focuses on attitudes, perception and opinion regarding underage alcohol use. Law Enforcement officials completing the survey included the State Highway Patrol, Lorain County Sheriff's Department, and several city police departments. The data from the Law Enforcement survey provides both quantitative and qualitative data. Both forms of data are located in the appendix.

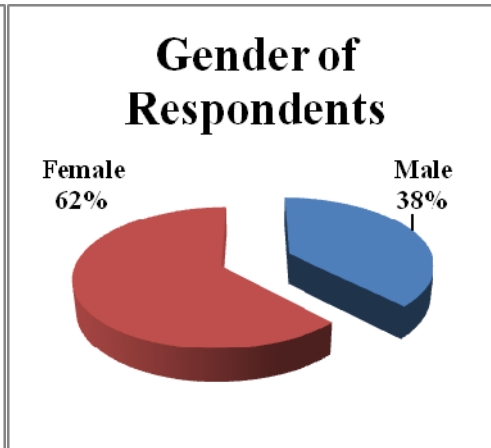
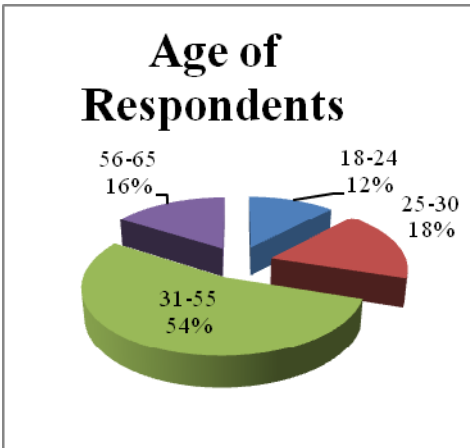
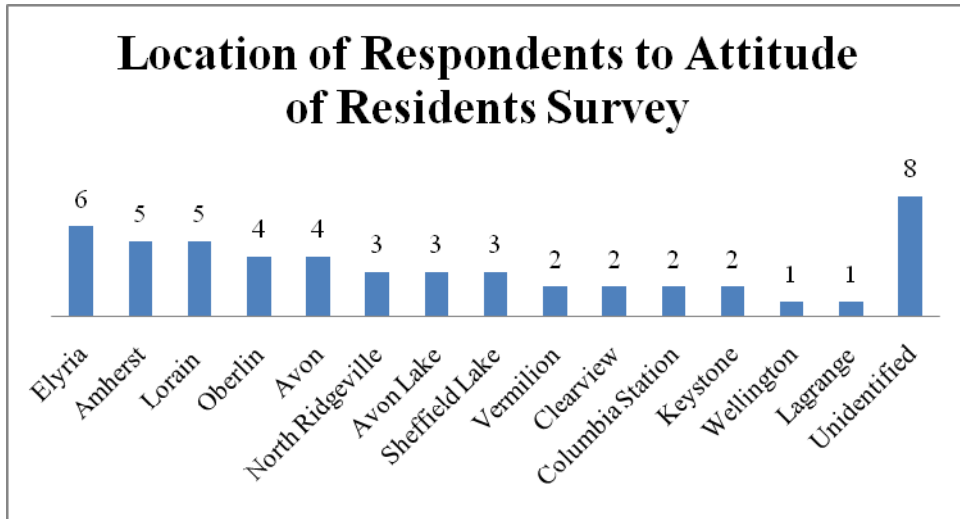
Demographics of Respondents

According to information provided on the Law Enforcement survey, the average respondent was a Police Officer/ Patrolman with approximately 13 years of experience.

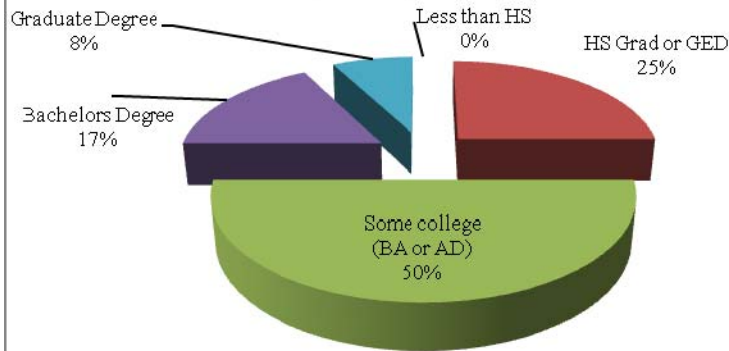
Survey Highlights:

- Law enforcement indicate greater concern and prioritization regarding adolescent drinking and driving, underage consumption and possession over issues involving adults (transfer of alcohol to a minor, sale of alcohol to a minor, and allowing youth to drink in their home).
- Law enforcement report their greatest barriers to reduce underage alcohol use include increasing funding and manpower, collaborating with the juvenile justice system, including working with judges and prosecutors as well as effectively enforcing laws regarding adults who provide the alcohol to minors.
- Stronger penalties for youth, education of the community and stronger penalties for adults providing alcohol to minors were also identified barriers. There were several other minor subsets of data, including manpower, purchasing of PBT's, lack of jail facilities and the use of fake ID's. Each of these had two respondents or under.
- Law enforcement reports a need for training opportunities focusing on underage alcohol consumption.
- Law enforcement reported that parents need to be held more accountable
- Most reported that the juvenile justice system responded with minimum penalties.
- Forty percent of the law enforcement officers responded by stating that they didn't know how the juvenile cases were handled.
- The majority of law enforcement believe that underage alcohol use is available everywhere.
- Law enforcement were unable to identify available resources currently available regarding underage alcohol use

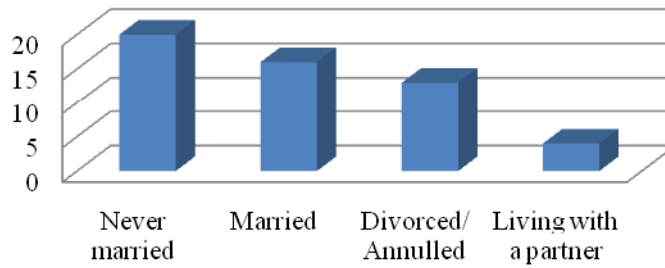
Appendix A: Attitude of Residents Regarding Underage Drinking Survey
Demographics of Respondents



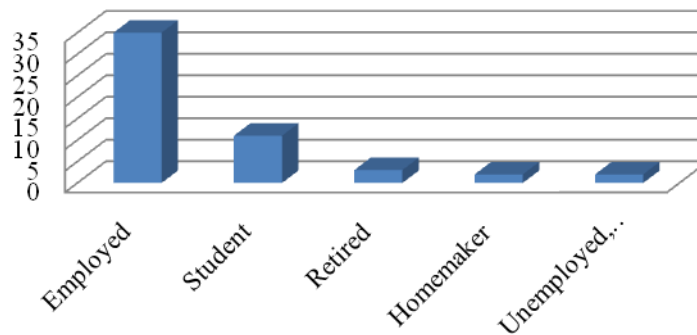
Highest Level of School Obtained by Respondent

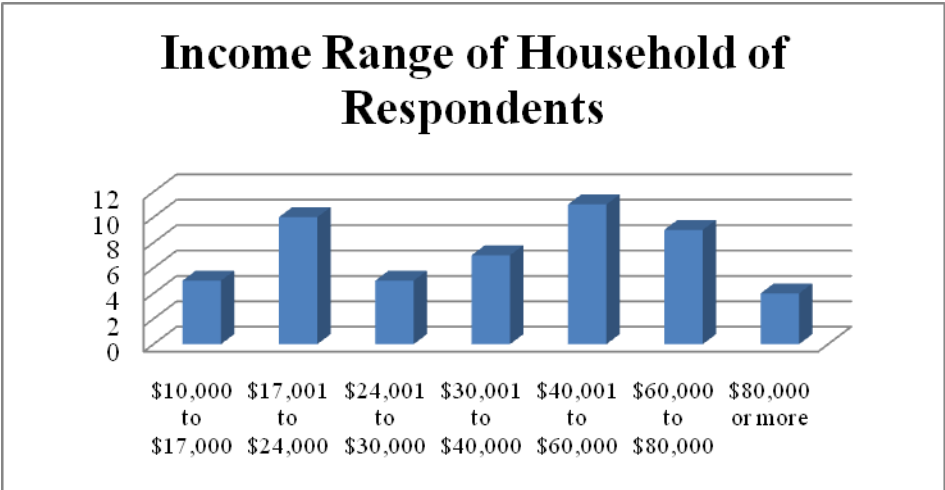
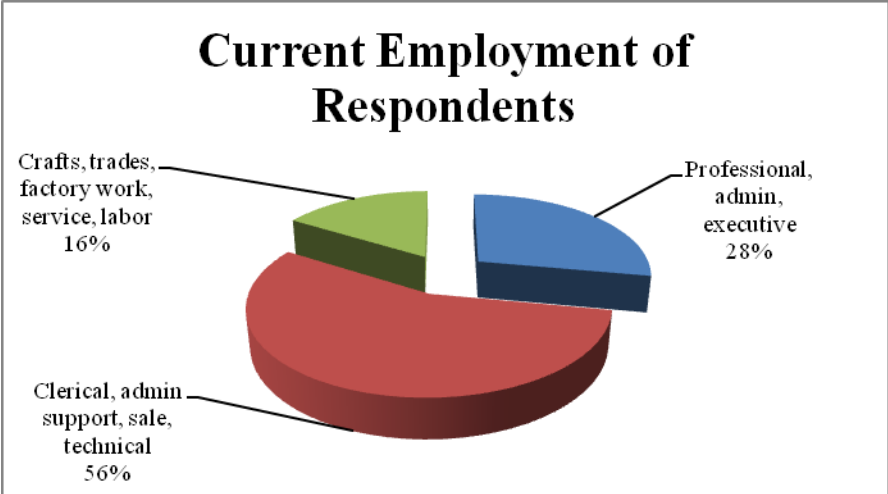


Living Situation of Respondent



Employment Status of Respondents





Attitude of Residents Survey Findings

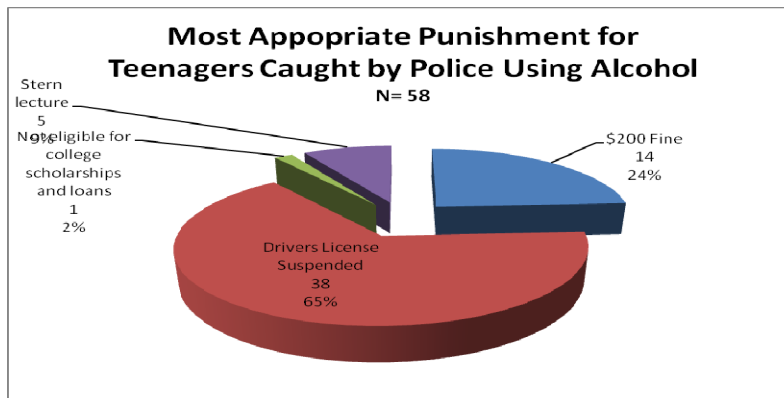
Top Priority in Lorain County N=53		
	Top Priority	%
Teenage Violence	17	31.4%
Teenage Pregnancy	14	26%
Academic Achievement and Truancy	12	22%
Underage Use of Alcohol	9	17%
Teenage Tobacco Use	1	2%

Taxes- Price

	Strongly Favor	Somewhat Favor	Somewhat Oppose	Strongly Oppose	Don't Know
<i>How strongly would you favor or oppose an increase of 5 cents per drink in the tax on beer, wine and liquor sold to pay for programs to prevent underage drinkers?</i>	13	14	12	13	2
<i>What if the funds raised by increasing alcohol taxes were used for any government purpose? How would you favor or oppose raising the alcohol per drink tax?</i>	0	5	13	33	3

Seller-Server

	Strongly Favor	Somewhat Favor	Somewhat Oppose	Strongly Oppose	Don't Know
<i>How strongly would you favor or oppose a beer keg registration law?</i>	11	10	13	16	3
<i>How strongly would you favor or oppose a law that would ban the sale of kegs of beer to individuals for homes or parties?</i>	1	8	16	27	1
<i>How strongly would you favor or oppose a law that set the minimum age to sell or serve alcoholic beverages at 21?</i>	11	9	18	14	1
<i>How strongly would you favor or oppose a law that required a store owner/ employees who sell alcoholic beverages to attend a training course?</i>	12	22	12	6	1
<i>Do you favor or passing regulations that require everyone who serves alcohol such as store clerks, waitresses, etc to check ID's of everyone who wants to purchase alcohol?</i>	11	19	15	7	1



Youth Access

	Strongly Favor	Somewhat Favor	Somewhat Oppose	Strongly Oppose	Don't Know
<i>How strongly do you favor or oppose using those under 21 to try to make alcohol purchases to see if a store will sell it to them?</i>	11	18	11	13	0
<i>How strongly would you favor or oppose a law that provided for penalties for older persons who illegally provide alcohol to teenagers?</i>	22	18	7	6	0
<i>How strongly would you favor or oppose a law that punished teenagers who tested positive for ANY amount of alcohol in their blood?</i>	11	17	17	8	0

Consumption

	Yes	No
<i>Do you think it is ever okay for a person who is 15 years old to party with alcohol:</i>	2	52
<i>Do you think it's ever okay for a person who is 18 years old to party with alcohol:</i>	23	31
<i>Do you think it's okay for a person who is 17 years old to get drunk:</i>	9	45
<i>Do you think it's ever okay for a person who is 19 years old to get drunk:</i>	17	37

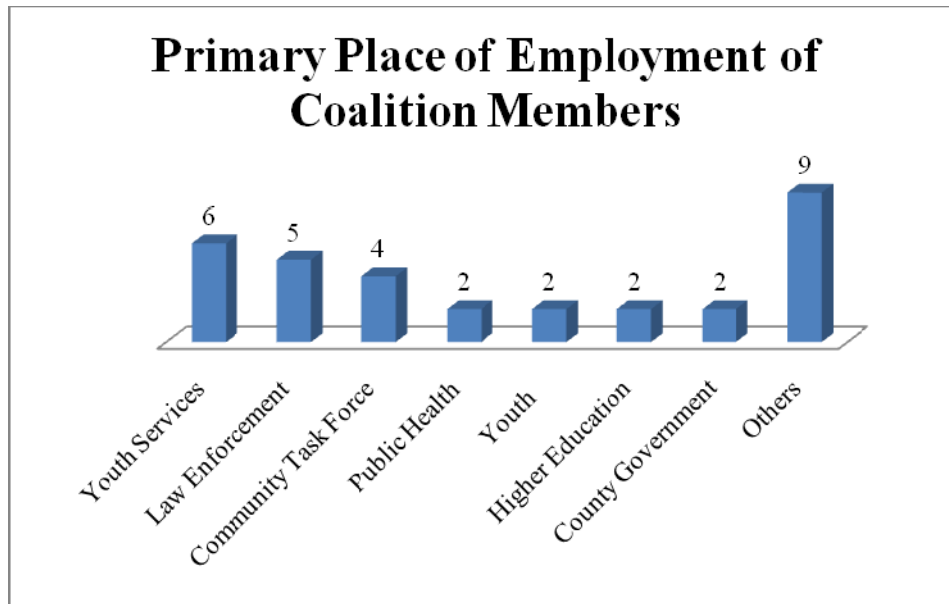
Knowledge/ Belief Items

	Strongly Favor	Somewhat Favor	Somewhat Oppose	Strongly Oppose	Don't Know
<i>How strongly would you favor or oppose a law that would ban all advertisement of alcoholic beverages on billboards anywhere in your community?</i>	14	23	6	9	1
<i>People who drink should pay higher taxes. Those drink taxes would be included in the price of alcohol. This could help pay for programs to reduce the programs drinking can cause:</i>	8	12	14	18	1
<i>Fake ID's are more available than ever. We have a significant fake ID problem with underage drinkers using fake ID's to buy alcohol in our community:</i>	6	19	6	4	18
<i>Parents should be allowed to provide alcohol to minors when they host parties in their home:</i>	7	10	7	29	0
<i>Law Enforcement should break-up unsupervised teen parties at peoples' homes when alcohol is being consumed:</i>	23	14	8	6	1
<i>College parties where alcohol is provided is a problem in our community:</i>	5	12	11	9	16
<i>The local university should take more action to reduce the use of alcohol by underage students on or near the campus:</i>	8	26	7	2	10
<i>Alcohol use by fans at local university football games is a problem:</i>	5	12	18	3	15
<i>Alcohol policies should be more concerned with people who give or sell alcohol to teenagers and less with teenagers who drink:</i>	4	13	20	13	3
<i>Stiffer punishments for teenagers who are caught drinking will discourage them from using alcohol:</i>	13	12	15	13	0
<i>Convenience stores and bars are too lax in preventing teenagers from buying alcohol:</i>	10	20	14	2	7
<i>Teenagers make mistakes when using alcohol. Punishments for teenage drinking shouldn't be too severe:</i>	4	22	13	11	3

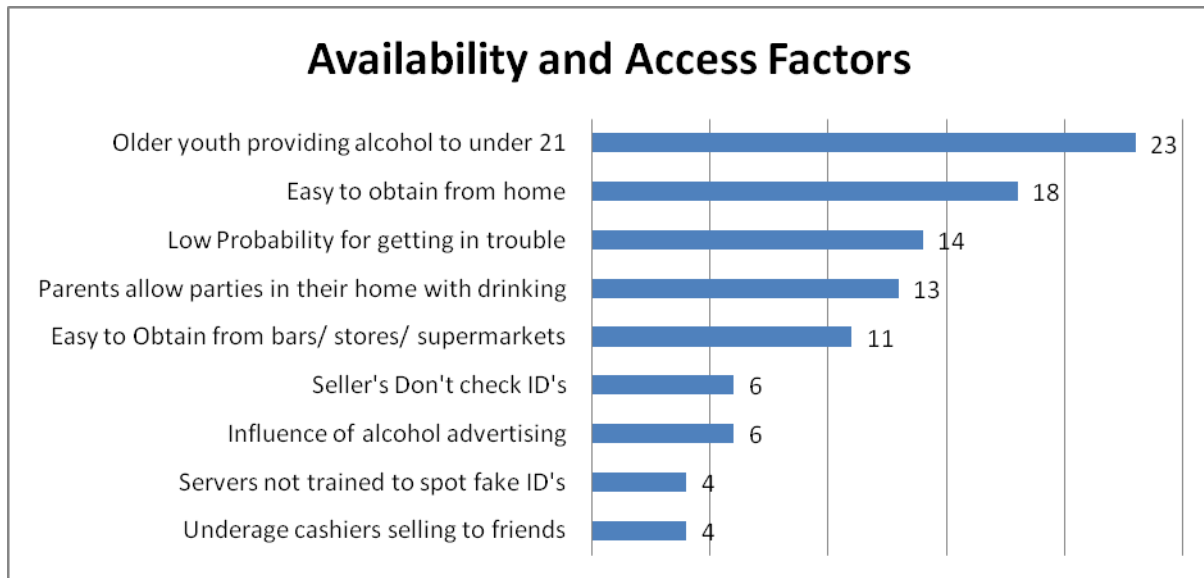
Do You Favor or Oppose Lowering the Underage Drinking Age to 18

Strongly Favor	Somewhat Favor	Somewhat Oppose	Strongly Oppose	Don't Know
3	12	9	29	1

Appendix B: Community Coalition Survey Findings



What are the factors that contribute to underage drinking in your community? (Please choose the top three factors in EACH category)



Enforcement Factors

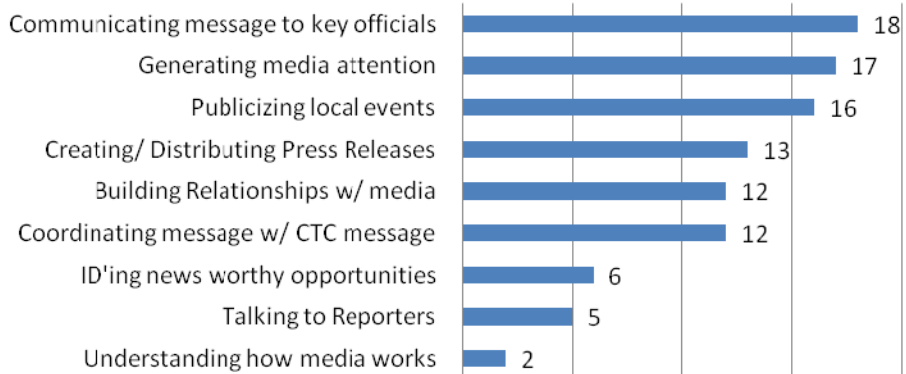


	# of Respondents	% Effective
Working with Youth	21	63%
Involving and Influencing Parents	13	60%
Conducting Needs Assessments	12	89%
Creating effective school/ college drug policy	8	50%
Organizing/ Forming a Coalition/ Task Force	7	80%
Underage Buyer compliance operation	7	67%
Working with Police/ Law Enforcement	6	100%
Liability Training for Parents	6	66%
Working with the Media	5	75%
Responsible Beverage service training	4	67%
General Liquor Law training for bar owners	2	0%

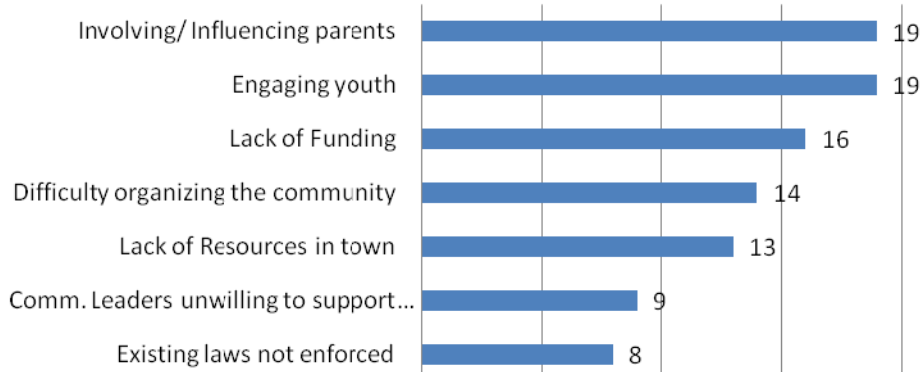
Type of Assistance Community Needs to Address Underage Drinking



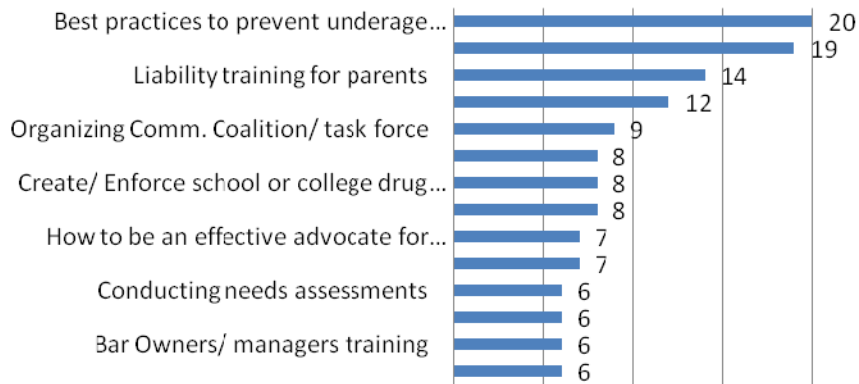
Type of Communication Support the CTC Can Provide



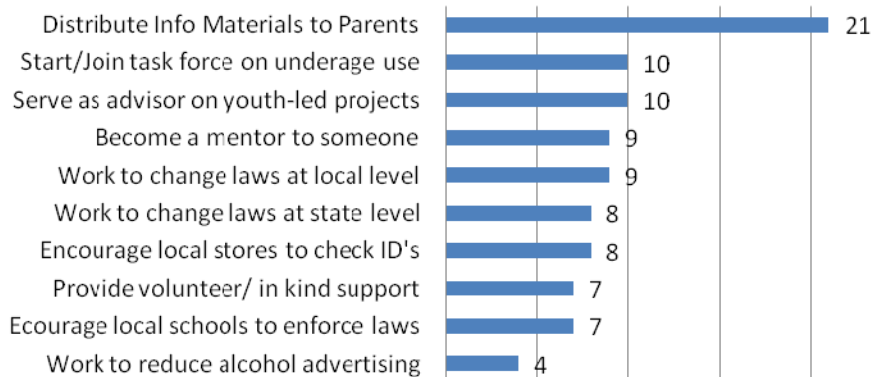
Barriers the Community Has Encountered in Underage Drinking



Future Trainings That Would Be Most Helpful in 2010



Actions Members are Willing to Take in Community



Appendix C: Law Enforcement Survey Findings

Beliefs, Knowledge & Opinions of Underage Drinking

(1= Not at all; 7= Very much)	1	2	3	4	5	6	7
<i>How serious a problem is underage drinking in your jurisdiction?</i>	0	2	4	10	17	16	4
<i>How adequate are your jurisdiction's resources for underage drinking enforcement?</i>	4	13	10	13	5	4	0
<i>How aggressively do you think law enforcement officers enforce underage drinking laws?</i>	0	8	8	11	8	11	6
<i>How supportive are the top law enforcement officials in enforcing underage alcohol violations?</i>	3	5	5	5	10	17	5
<i>How committed are your law enforcement colleagues toward enforcing underage drinking laws?</i>	0	6	10	5	7	13	11

How much is it worth your time to Make Cases Against Adults for:

(1= Not at all; 7= Very much)

	1	2	3	4	5	6	7
<i>Transfer of alcohol to an underage youth?</i>	2	7	6	3	7	14	13
<i>Sale of alcohol to an underage youth?</i>	3	2	8	2	8	13	15
<i>Allowing youth to drink in his/her home?</i>	4	4	7	4	12	12	9

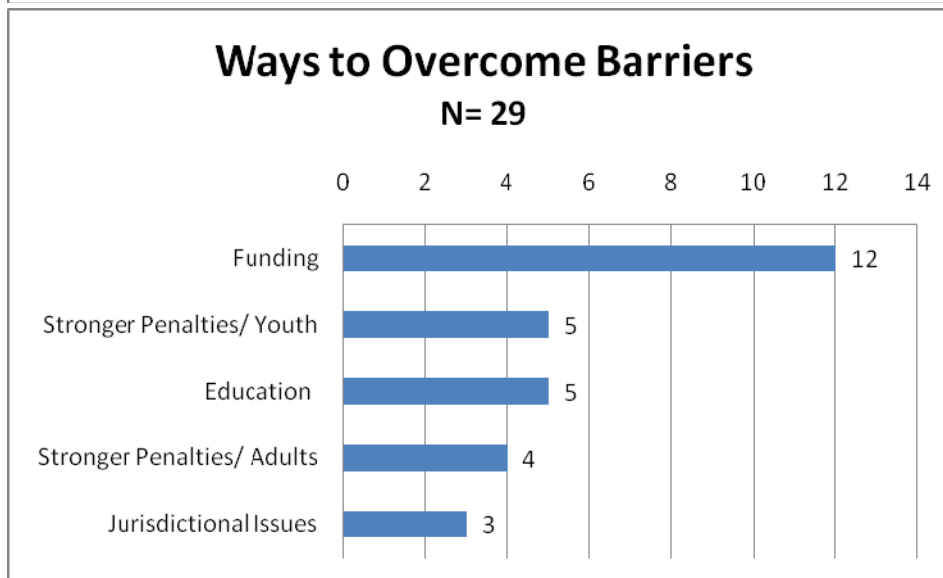
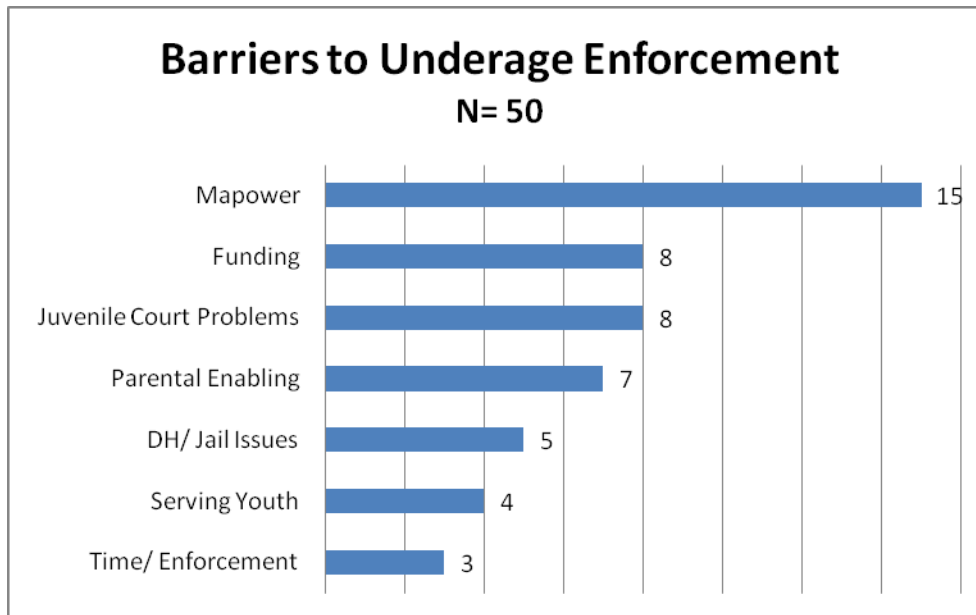
How much is it worth your time to Make Cases Against Underage Youth for:

(1= Not at all; 7= Very much)

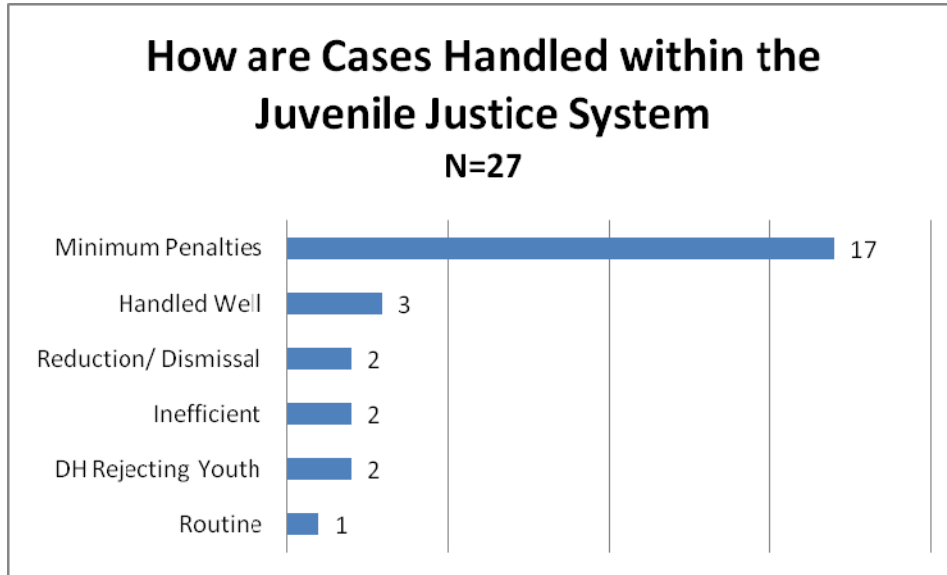
	1	2	3	4	5	6	7
<i>Use of a fake ID?</i>	3	2	8	2	9	16	12
<i>Purchase of alcohol?</i>	3	2	8	2	9	13	15
<i>Drinking and Driving?</i>	0	1	3	0	6	7	35
<i>Possession of alcohol?</i>	1	1	7	1	12	10	20

Law Enforcement Survey Qualitative Data (Open Ended Questions)

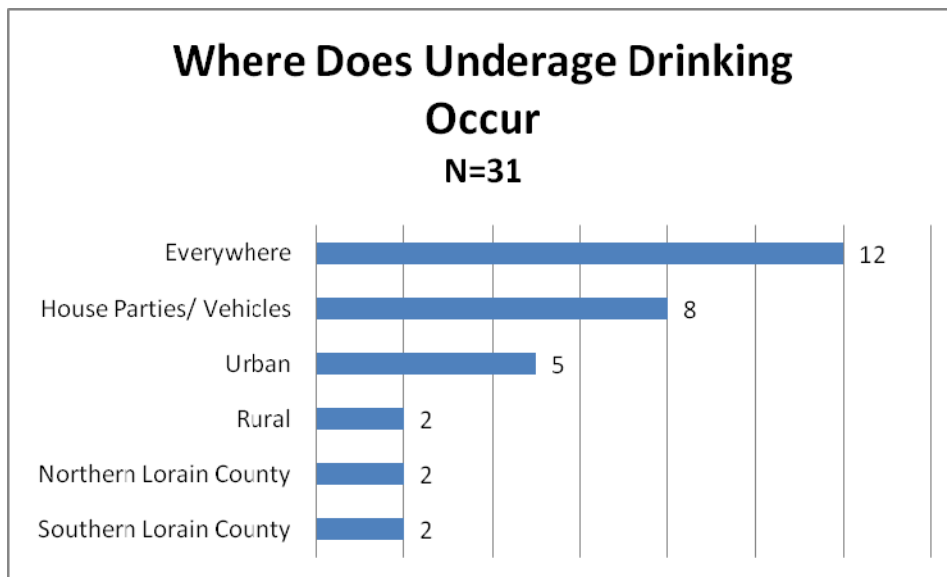
What barriers are there to effective enforcement of underage drinking laws?



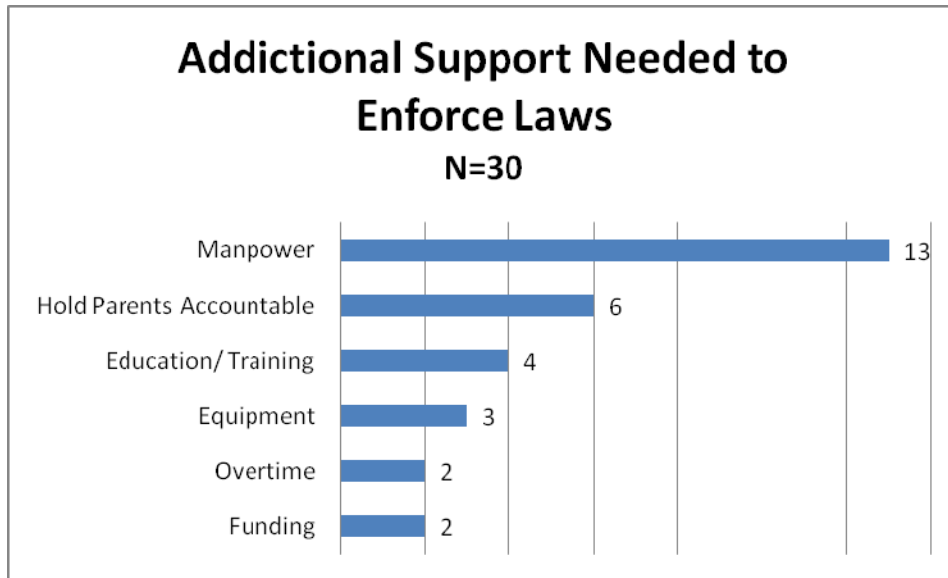
What, if anything, have you noticed about how underage drinking violations are handled by judges, the juvenile justice system and the courts?



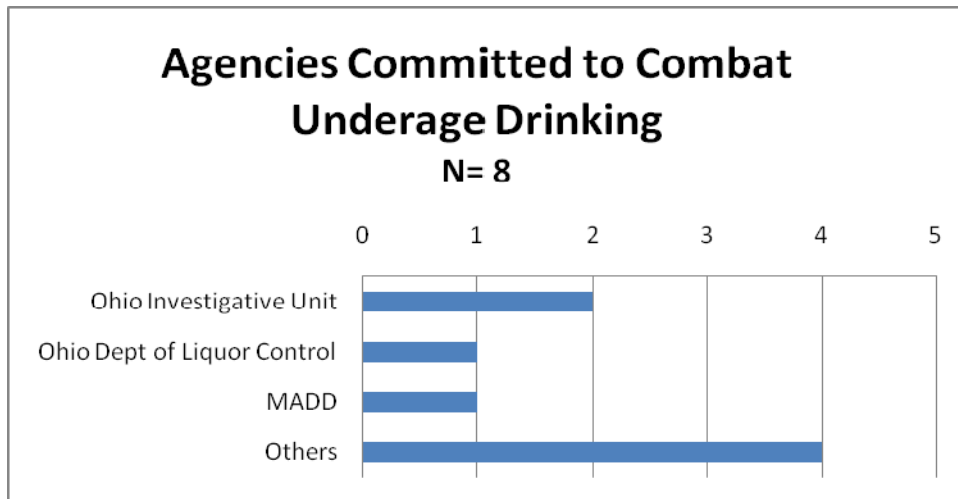
Where in your jurisdiction have you noticed underage drinking to occur the most frequently?



What additional support do you need to enforce underage drinking laws?



Are any law enforcement agencies in your community committed to youth alcohol enforcement in terms of providing manpower, task forces, special training, etc.? If so, please list the programs.



Attachment 1: Attitude of Resident Scale Survey Findings

Demographics of Respondents

Gender

33 Female(62%)

20 Male (38%)

Age

31-55: 54%

25-30: 18%

56-65: 16%

18-24: 12%

Highest Level of School Completed

Some College: 50%

HS Grad/ GED: 25%

Bachelors: 17%

Grad Degree: 8%

Living Situation

Never Married: 37%

Married: 30%

Divorced: 25%

Living w/ Partner: 8%

Any Kids

No: 83%

Yes: 17%

Employment Status

Retired: 6%

Student: 20%

Homemaker: 4%

Currently Employed: 66%

Unemployed: 4%

Describe Most Current Job

Clerical: 56%

Professional: 28%

Trades: 16%

Race/ Ethnicity

Caucasian: 79%

Latino: 13%

African American: 6%

Native American: 2%

Income Range of Household

\$10,000 to \$17,000: 10%

\$17,001 to \$24,000: 20%

\$24,001 to \$30,000:	10%
\$30,001 to \$40,000:	14%
\$40,001 to \$60,000:	21%
\$60,001 to \$80,000:	17%
More than \$80,001:	8%

Consumption

Average Drinks in the Last 7 Days
 1.69 (1 to 2 Days)
 Average Drinks in the Last 30 Days
 1.91 (2 to 5 Days)
 How often drank in the last 12 months
 3.28 (3 to 5 times)

Prioritization of problems within Lorain County

- #1: Teenage Pregnancy
- #2: Teenage Violence
- #3: Underage use of alcohol
- #4: Academic achievement and truancy
- #5: Teenage Tobacco Use

Greatest Number of Top Priority Identifications per survey results:

- 17- Teenage Violence
- 14- Teenage Pregnancy
- 12- Academic Achievement and Truancy
- 9- Underage Alcohol Consumption
- 1- Teenage Tobacco Use

Only 17% viewed Underage Alcohol Consumption as the top priority

Do You Favor or Oppose Lowering the Underage Drinking Age

Average Response: 3.24 (Somewhat Oppose)

Taxes/ Prices

- Tax \$.05 per drink
2.57 (Directly between somewhat favor and somewhat oppose)
- Raising taxes for anything
3.63 (Strongly Oppose)
- Beer keg registration number
2.81 (Somewhat Oppose)
- Ban kegs to individuals
3.36 (Somewhat Oppose)
- Minimum age to serve alcohol
2.72 (Somewhat Oppose)
- Store Training for Owners
2.28 (Somewhat Favor)
- Check everyone's ID law
2.40 (Somewhat Favor)

Youth Access

- Alcohol Purchase by Underage Youth
2.49 (Directly between somewhat favor and somewhat oppose)
- Penalties for older youth who purchase for youth
1.94 (Somewhat favor)
- Punishment for Youth with any alcohol in their blood
2.42 (Somewhat favor)
- Most Appropriate punishment for youth picked up for drinking
 - 26%: \$200 Fine
 - 72%: Drivers License Suspended
 - 2%: Not eligible for college scholarships and loans
 - 9%: Stern lecture
 - No Respondents: No punishment

Locations where alcohol should be allowed, banned or permitted by permit

- Public Parks
1.45 (Banned)
- Concerts and Cultural Events
2.17 (Permit Only)
- Special Community Events
1.98 (Permit Only)
- City Streets
1.34 (Banned)
- College Campuses
1.60 (Permit Only)
- Public beaches and Lakes
1.60 (Permit Only)
- Campgrounds
2.08 (Permit Only)

College Football Games
1.92 (Permit Only)

Advertising

Ban the advertising of alcoholic beverages on billboards in your community
2.25 (Somewhat Favor)

Knowledge/ Belief Items

People who drink should pay higher taxes
2.85 (Somewhat Disagree)

Fake ID's are more available than ever
3.11 (Somewhat Disagree)

Parents should be allowed to provide alcohol to minors in their home
3.04 (Somewhat Disagree)

Law Enforcement should break-up unsupervised teen parties
1.92 (Somewhat Agree)

College parties are a problem in our community
3.36 (Somewhat Disagree)

The local college should take more action to reduce the use of alcohol by underage students
3.17 (Somewhat Disagree)

Alcohol use by fans at local university football games is a problem
3.21 (Somewhat Disagree)

Alcohol policies should focus more on sellers and givers than teenagers who drink 2.96
(Somewhat Disagree)

Stiffer punishments for teens caught drinking will discourage from using alcohol
2.53 (Between Somewhat Agree and Somewhat Disagree)

Stores and bars are too lax in preventing teens from buying alcohol
2.55 (Between Somewhat Agree and Somewhat Disagree)

Teens make mistakes. Punishments shouldn't be too severe
2.70 (Somewhat Disagree)

Views on Young People Drinking

OK for 15 year old to party with alcohol
1.93 (Absolutely not)

OK for 18 year old to party with alcohol
1.54 (Undecided)

OK for 17 year old to get drunk
1.8 (No)

OK for 19 year old to get drunk
1.65 (No, but close to undecided)

Attachment 2: Community Coalition Profile Responses

What Community/Town are you from?

Lorain	12	42%
Elyria	8	28%
Oberlin	3	11%
Lorain Cnty	2	7%
Amherst	1	4%
Vermilion	1	4%
Grafton	1	4%

Primary Place of Employment or Affiliation

Top Three Responses

1. Youth Services	19%
2. Other	19%
3. Law Enforcement	16%

Every Respondent was above the age of 21

Contributing Factors to Underage Consumption

Availability and Access Factors

Top Four Responses

1. Older Youth Providing Alcohol to Underage Youth	74%
2. Easy to Obtain from Home	58%
3. Low Probability for Getting in Trouble	45%
4. Parents allow drinking parties in their home	42%

Enforcement Factors

Top Three Responses

1. Parents not prosecuted for providing alcohol	55%
2. Penalties not strong: Selling to minors	52%
3. Penalties not enforced: Selling to minors	42%

Community Activities that have been tried to help stop underage drinking

Top Four Responses

1. Working with Youth	70%
2. Involving and Influencing Parents	43%
3. Conducting Needs Assessments	40%
4. Creating effective school/ drug policies	27%

Percentage of Respondents Who Felt Response was Effective

- | | |
|---|---------------|
| 1. Working with Youth | 63% Effective |
| 2. Involving and Influencing Parents | 60% Effective |
| 3. Conducting Needs Assessments | 89% Effective |
| 4. Creating effective school/ drug policies | 50% Effective |

Types of Assistance that Communities Need To Address Underage Drinking

Top Three Answers

- | | |
|---|-----|
| 1. Support to Get Police/ School to Work Together | 61% |
| 2. Support in creating youth leadership opportunities | 52% |
| 3. Support to change alcohol policies | 32% |

Type of Communication Support that the CTC can Provide to Assist Efforts

Top Three Answers

- | | |
|---|-----|
| 1. Communicating message to key officials | 58% |
| 2. Generating Media Attention | 55% |
| 3. Publicizing Local Events | 52% |

Trainings that Would be the Most Helpful in 2010

Top Four Answers

- | | |
|--|-----|
| 1. Best practices to prevent underage drinking | 65% |
| 2. Involving and influencing parents | 61% |
| 3. Liability training for parents | 45% |
| 4. Working with youth | 39% |

Barriers that community has encountered in addressing underage drinking

Top Four Answers

- | | |
|--|-----|
| 1. Influencing/ Involving parents | 61% |
| 2. Engaging youth | 61% |
| 3. Lack of Funding | 52% |
| 4. Difficulty organizing the community | 45% |

Top priorities for action in your community to prevent underage drinking

Top Four Answers

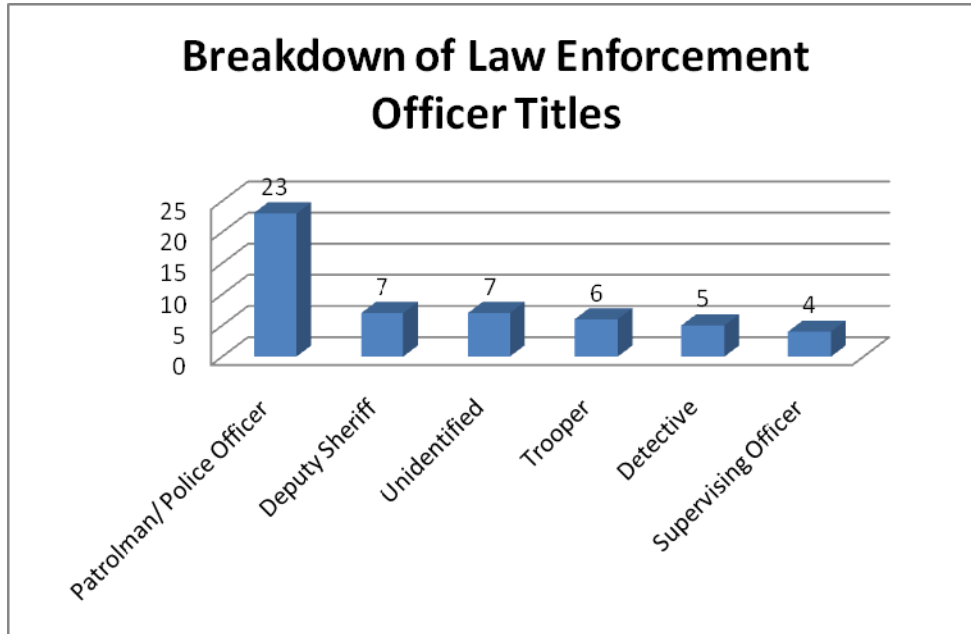
- | | |
|--|-----|
| 1. Penalties for adults providing alcohol | 71% |
| 2. Criminal penalties for selling to youth | 58% |
| 3. Fines/ License suspended for selling to youth | 58% |
| 4. Stronger penalties for youth | 55% |

Actions Coalition members are willing to take in your community

Top Three Answers

- | | |
|--|-----|
| 1. Distribute informational materials to parents | 70% |
| 2. Start/ Join task force on underage drinking | 30% |
| 3. Serve as advisor on youth-led projects | 30% |

Attachment 3: Data From Law Enforcement Survey



What barriers are there to effective enforcement of underage drinking laws? (items identified with a * have been responded to more than one time)

Different Jurisdictions

The law permits minors to consume if provided by the legal guardian

Too many adults/parents willing to provide alcohol or look the other way and avoid the issue

Penalties are not stiff

Don't really see a problem with enforcement. Certain courts don't see it as a serious offense during penalty phase

Criminals who lie and enable

Judges fail to recognize the seriousness of the violation as well as the families of the violator

Amount of time put into the case and the quick reduction or plea bargaining that occurs in court system

So much burden is put on the officer to handle

Time and manpower of police agencies

Private parties where and when most of this occurs

Unmandated patrol

Effective enforcement mandating parental involvement

Manpower*

Lack of manpower; Lack of funds to enforce; Lack of penalty enforcement by liquor control

Low manpower, no finances to help enforce them (no tools, time to spend on working such cases) *

I don't believe there are barriers. I think it is just hard to find where juveniles are violating the laws unless you happen come about it or get inside info/tip.

Lack of detention facility to enforce the need for consequences of illegal drinking by juvenile offenders.

Juveniles hidden by adults. Allowed by parent or friends of juvenile allowed to drink by other parents

Amount of police officers available.

1. Officer are ill equipped- very few have portable breath test kits to help develop probable cause for arrest 2. The detention home will not accept intoxicated juveniles, or even juveniles charged with possession of alcohol without medical clearance from the hospital

Lack of PBT; Community not being educated in the dangers; and laws of underage drinking

Lack of manpower and time; No punishment in juvenile court
 Manpower, higher priority calls, resources
 No jail
 Time and Resources
 Patrol is busy and calls can be backlogged on weekends (when underage drinking seems most common)
 Checking ID's*
 Manpower, Lack of a Jail
 Ineffectiveness of Juvenile Legal System
 Jail is closed
 Cooperation with bar owners/ Store owners
 ID checks not always done. Very little liquor enforcement by state or local law enforcement

How might these barriers be overcome? (items identified with a * have been responded to more than one time)

Allowing OSD to have multi-jurisdictional power
 Rewrite that statute of the law
 Stronger penalties for both the underage driver and the adults who provide it
 Meeting with prosecutors/ judge/ parents
 Eliminate the criminal element
 Inform families and judges of the immense problem
 Get prosecutor's on board
 Getting more help from Liquor Control and Juvenile Court system
 More money to police departments for personnel*
 ORC change reference Sheriff's patrol in Townships (Money for patrol)
 By forcing parents to be responsible for their children's actions
 Grant money
 Providing resources to do undercover assignments
 Money*
 Increase manpower *
 Courts enforcement of law and required participation in programs
 Stern laws. Strict discipline by parents who do not allow this.
 Raise police staff
 Purchase more PBT's
 Purchase and train officers in the use of PBT's in underage drinking enforcement; advise parents and community leaders on the importance of the Ohio drinking laws and how they are enforced
 Increasing Both
 Open Jail*
 Grants or a city that has money
 More funding for hiring of police officers
 Increase manpower and money to overcome
 More road patrols
 Fake ID's
 Adults buying for juveniles
 Stricter Enforcement
 Education and Enforcement (more toward adults)
 More Support

What, if anything, have you noticed about how underage drinking violations are handled by judges, the juvenile justice system and the courts? ? (items identified with a * have been responded to more than one time)

Minimum Penalties

Too easy on

Don't know how it is handled

The CJS is lenient towards this particular offender

I see too many get reduced or dismissed if the subject will plead to other charges

No Change

Case usually gets worked out prior to trial

I don't have too much input on this. Rarely have to appear or know of the final outcome

Have not noticed (2)

Unless it is a 2nd or 3rd offense it is a slap on the hand

get prosecutor's on board

Not severely punished. Slap on the wrists

Lightly, mostly probationary and community service constraints

Nothing, maybe due to case load; cases not handled efficiently

Too routine. Need to be creative in their handing out of punishment. Non-community service work should be mandatory

Good

Locally judges and the justice system are handling correctly

Have been off the road too long to see any cases affecting the actual juveniles. Courts seem to only fine the establishments involved.

I do not know how they handle this for the most part. I think it is ridiculous that they have to be "medically cleared" to get into the DH when they have been drinking.

Minimal enforcement which sends the message to law enforcement that it's not a priority.

A joke and the juveniles know they are not going to get into trouble.

Tendency towards leniency

Youthful offenders are often given a slap on the wrist or intervention

The judge and the court have always been average when dealing with violations. However, the justice system (DH) has always seemed to make it their goal to find any reason not to accept a juvenile offender; Especially one who have been consuming alcohol.

No punishment whatsoever in juvenile court to help curtail the problem

None

The juvenile system is very soft on serious cases. Not all juvenile drinking is a serious offense if a first time. The serious juvenile offenders added with drinking needs to be dealt with more severely

Not much

Slap on the wrists, out they go *

Those found guilty are not punished

Not a big deal to the courts

Haven't seen any

In my experience, juvenile court has been pretty consistent and fair

Kids are always released to parents with nothing done

Loosely

Where in your jurisdiction have you noticed underage drinking to occur the most frequently? ? (items identified with a * have been responded to more than one time)

House parties and vehicles

Northern Lorain County
Same as adult DUI's-
In the cities
Private parties
Urban areas
Grafton, Eaton
Countywide
Where ever there are underaged beings
Inner city
Equal everywhere
Prevalent just about anywhere you look
Out in rural areas
More rural county areas. Remote parties in the country
Everywhere
Graduation parties, other types of parties
Lorain, Sheffield Twp, Elyria Twp, Wellington Twp
At under-supervised parties in the summer. Outdoor parties
House parties
Northern portion of Lorain County; Around local high schools
District #1, 3
Downtown Elyria (bars) and south of this location (At least these juveniles are more open about it and don't seem to care if they get caught.
All over, poor to wealthy families
No specific locations.
Crystal Rock Bar, Shots Bar, Luna Bar during "private parties", 2062 Lounge during private parties
I have noticed drinking by juveniles to be city wide ranging in all districts
Throughout the city
No area more than others
In the high crime areas is where we are most aware of. We usually receive calls of 50+ kids drinking where the adults allow it.
All over
Drive thru's; convenience stores
Areas surrounding schools
At house or hotel parties
South
Weekends
House Parties
South Side
Downtown
I don't work night shift, but I'd have to believe it would be in individual house parties.
All over the city

What additional support do you need to enforce underage drinking laws? ? (items identified with a * have been responded to more than one time)

More OT
Store owner and sales support from business
Need to start holding parents liable some what

Additional manpower*

Court and family education

It's hard to beat putting more people on the streets

Support from Municipal Courts to prosecute parents, support from Juvenile Courts to prosecute juveniles

Parents need to monitor the children more closely, not leave them alone for extended periods so they can have drinking parties. Stricter penalties from legislature and punishment dealt by judges.

More cooperation and concern by public sector

Funding- Manpower

Additional road patrol in the townships for paid officers

There needs to be awareness seminars for parents and teachers. More time needs to be spent with High School students on the dangers of drinking and driving.

Possible help from Liquor Control

Manpower and support from parents

Viable programs that place required participation by parents and juvenile offender

Access to equipment to test these children suspected of drinking alcohol.

Parental!

PBT; Liquor control enforcement/ raids at bars known to serve underage; the detention home needs to stop digging for excuses to refuse juveniles

Officers should be provided the equipment and additional training pertaining to underage alcohol consumption enforcement

Additional manpower and support from the courts

Funding and manpower

Jail

Again, additional officers

Manpower, time to enforce laws and accountability from the courts

More manpower

Proactive judges

Support from administration and resources

Schools for officer training

State assistance

Grant money for OT

Maybe a special detail on certain nights of the week

Parents

Time

Are any law enforcement agencies in your community committed to youth alcohol enforcement in terms of providing manpower, task forces, special training, etc.? If so, please list the programs. ? (items identified with a * have been responded to more than one time)

Ohio Investigative Unit*

MADD

We have the training- It's a matter of addressing it and putting a plan into action

Ohio Department of Liquor Control

I know of none other than DARE. DARE is a middle school program for us. Needs to be a high school program.

Lorain County Safe Coalition; Lorain County General health District

Amherst Police has a program

Acknowledgements

The Sober Truth on Preventing (STOP) Underage Drinking Task force acknowledges the following for their participation in the surveys:

- Residents throughout Lorain County
- Coalition members from Communities That Care of Lorain County and the Safe Communities Coalition
- Law Enforcement personnel throughout Lorain County (including city, sheriff, corrections and retired law enforcement personnel)

This report was analyzed and compiled by: Kevin Berg, Intern – Alcohol and Drug Addiction Services Board of Lorain County, Anne Dury, STOP Coordinator, Elaine Georgas, Executive Director, Alcohol and Drug Addiction Services Board of Lorain County.

The STOP Task force members are: Sara Abdollahian (Lorain County General Health District), Anna Cacchione (Lorain County Juvenile Court), John Campbell (Ohio Department of Public Safety – Investigative Unit), Richard Clifford (citizen), Anne Dury (STOP Coordinator), Gretchen Millard (LCADA), LaTonya Fenderson (parent), Catherine Gabe (CTC Coordinator), Elaine Georgas (ADAS Board of Lorain County), Susan Glassford (parent), Travis Hughes (Ohio State Highway Patrol), Dawn Kroh (Firelands Counseling & Recovery Services), Nicole Miller (parent), Clarence Orr (citizen), Donna Rivera-Wells (Lorain County Juvenile Court), Karen Shawver (parent), Anthony Syrowski (Lorain County Sheriff's Department), Janet Tansey (Lorain County Juvenile Court), Mary Ann Teitlebaum (Amherst Steele High School), Visobe Welch (Public Services Institute – LCCC)